

ORNAMENT  
MARBLE  
CEMENT  
**STONE**  
WOOD  
OPUS  
■  
PIETRA



“

There is no denying the grandeur of stone.  
Be inspired by our collection of stone designs,  
exclusively created to bring elegance and  
beauty to your home.

”

# PIETRA

Pietra collection encompasses selected natural colour variations with the combination of random streak of traversing marble veins and natural stone look - fusing in a little bit of character and depth.

Pietra captures quintessentially natural stone features - natural colour shading range as well as the generous flow of veining throughout.

With a winning combo of lean vein lines and refreshing natural colours selection, Pietra is able to rejuvenate and elevate just any interior space.

# PIETRA


Refreshing and energetic colours of Pietra range from crisp Moon to chic Coal with feathery line of meandering veins - ready to uplift the mood of any space it touches with its natural colour variations.




STONE

2

SURFACES



NATURAL



LAPPATO


3

FORMATS



4


COLOURS



MOON



SAND



CINDER



COAL







# PIETRA MOON



- PD126111**  
60 X 120cm | 24" X 48" ▲
- PD6111**  
60 X 60cm | 24" X 24" ►
- PD36111**  
30 X 60cm | 12" X 24" ◀




**WINDMILL**  
30 X 30cm



**ARROW**  
31.4 X 29.7cm



**PYRAMID**  
25 X 25cm



“  
**PIETRA  
MOON**

**FORMATS**

60 X 120cm  
60 X 60cm  
30 X 60cm  
30 X 30cm

**SURFACES**

Natural  
Lappato

**APPLICATIONS**

Interior  
Exterior  
Wall  
Floor  
Residential  
Commercial

“  
**12**  
**TWELVE**  
RANDOM FACES  
60 X 120cm





FLOOR PIETRA MOON 60 X 120cm



FLOOR PIETRA MOON 60 X 120cm WALL PIETRA MOON 60 X 120cm FEATURED WALL PIETRA MOON ARROW 31.4 X 29.7cm



FLOOR PIETRA MOON 60 X 60cm + 30 X 60cm + MOON WINDMILL 30 X 30cm

## “ PIETRA MOON

Pietra Moon highlights the concept of spaciousness with its crisp, bright and lithe characteristics - highly appreciated qualities among the followers of minimalism approach.

The mantra “less is more” resonates perfectly with Pietra Moon



FLOOR PIETRA MOON 60 X 120 cm



# PIETRA SAND




**PD126112**  
60 X 120cm | 24" X 48" ▲

**PD6112**  
60 X 60cm | 24" X 24" ►

**PD36112**  
30 X 60cm | 12" X 24" ◀



**WINDMILL**  
30 X 30cm



**ARROW**  
31.4 X 29.7cm





“  
**PIETRA  
SAND**

**FORMATS**

60 X 120cm  
60 X 60cm  
30 X 60cm  
30 X 30cm

**SURFACES**

Natural  
Lappato

**APPLICATIONS**

Interior  
Exterior  
Wall  
Floor  
Residential  
Commercial

“  
**12**  
**TWELVE**  
RANDOM FACES  
60 X 120cm







**FLOOR** PIETRA SAND 60 X 120cm    **WALL** PIETRA SAND 30 X 60cm    **LOW PARTITION** PIETRA SAND WINDMILL 30 X 30cm





FLOOR PIETRA SAND 60 X 60cm WALL PIETRA SAND 30 X 60cm FEATURED WALL PIETRA SAND WINDMILL 30 X 30cm

# PIETRA MOON


Pietra Sand with subdued hints of rutilant glamour - the surest way to raise the classiness bar up another level. Go sassy by pairing Pietra Sand with drop-dead gorgeous furniture pieces to achieve captivating interior that screams posh and opulent.



FLOOR PIETRA SAND 60 X 120cm + PIETRA SAND ARROW 31.4 X 29.7cm




# PIETRA CINDER




**PD126113**  
60 X 120cm | 24" X 48" ▲

**PD6113**  
60 X 60cm | 24" X 24" ►

**PD36113**  
30 X 60cm | 12" X 24" ◀



**WINDMILL**  
30 X 30cm



**ARROW**  
31.4 X 29.7cm



**PYRAMID**  
25 X 25cm



“  
**PIETRA  
CINDER**

**FORMATS**

60 X 120cm  
60 X 60cm  
30 X 60cm  
30 X 30cm

**SURFACES**

Natural  
Lappato

**APPLICATIONS**

Interior  
Exterior  
Wall  
Floor  
Residential  
Commercial

“  
**12**  
**TWELVE**  
RANDOM FACES  
60 X 120cm





FLOOR PIETRA CINDER 60 X 120cm FEATURE WALL PIETRA CINDER WINDMILL 30 X 30cm



FLOOR PIETRA CINDER 60 X 120cm WALL PIETRA CINDER 60 X 120cm



FLOOR PIETRA CINDER 60 X 120cm

## “ PIETRA CINDER

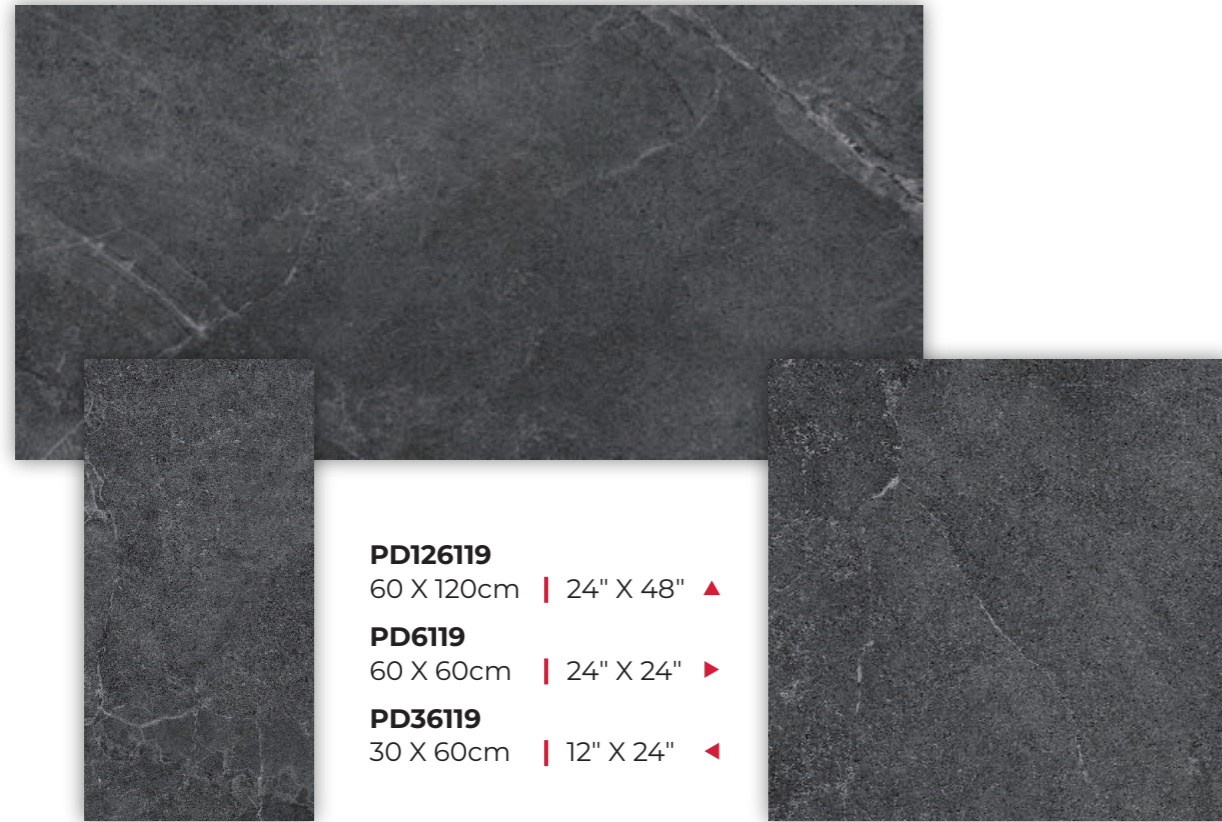
Pietra Cinder emanates a resplendent atmosphere to your space with its warm and pleasant tone. Teeming with subtle greyish shading and streak of veins all across, Pietra Cinder perfectly encapsulates why grey tones will remain in trend for years to come.




WALL PIETRA CINDER 30 X 60 cm + PIETRA CINDER WINDMILL 30 X 30cm




# PIETRA COAL



- PD126119**  
60 X 120cm | 24" X 48" ▲
- PD6119**  
60 X 60cm | 24" X 24" ►
- PD36119**  
30 X 60cm | 12" X 24" ◀



**WINDMILL**  
30 X 30cm



**ARROW**  
31.4 X 29.7cm



**PYRAMID**  
25 X 25cm





“  
**PIETRA  
COAL**

**FORMATS**

60 X 120cm  
60 X 60cm  
30 X 60cm  
30 X 30cm

**SURFACES**

Natural  
Lappato

**APPLICATIONS**

Interior  
Exterior  
Wall  
Floor  
Residential  
Commercial

“  
**12**

**TWELVE**  
RANDOM FACES  
60 X 120cm







**FLOOR** PIETRA COAL 60 X 120cm

**WALL** PIETRA COAL 30 X 60cm

**COUNTER** PIETRA COAL WINDMILL 30 X 30cm



**FLOOR** PIETRA COAL 60 X 120cm

**WALL** PIETRA COAL 60 X 120cm



**FLOOR** PIETRA COAL 60 X 120cm    **WALL** PIETRA COAL 60 X 120cm + PIETRA COAL ARROW 31.4 X 29.7cm

“  
**PIETRA  
COAL**

Pietra Coal tickles your design sense with its sensuous and chic cimmerian tone. With a plethora of trendy design possibilities to match, Pietra Coal is the perfect choice for those with refined taste and treasures sophistication.



**FLOOR** PIETRA COAL 60 X 60cm    **WALL** PIETRA COAL 20 X 120cm + PIETRA COAL PYRAMID 25 x 25cm

## TECHNICAL SPECIFICATIONS

TECHNICAL CHARACTERISTIC	STANDARD TEST METHOD	PRESCRIBED VALUES	TESTED VALUES
<b>MEASUREMENT &amp; SURFACE APPEARANCE</b>			
LENGTH	EN ISO 10545-2	±0.6%	±0.1%
WIDTH	EN ISO 10545-2	±0.6%	±0.1%
THICKNESS	EN ISO 10545-2	±5%	±3%
TRANSMUTATION	EN ISO 10545-2	±0.5%	±0.2%
<b>PHYSICAL PROPERTIES</b>			
WATER ABSORPTION	EN ISO 10545-3	≤0.5%	≤0.5%
BREAKING STRENGTH	EN ISO 10545-4	≥1300N	≥1300N
MODULUS OF RUPTURE	EN ISO 10545-4	≥35N/mm <sup>2</sup>	≥35N/mm <sup>2</sup>
RESISTANCE TO ABRASION	EN ISO 10545-6	≤205mm <sup>3</sup>	≤160mm <sup>3</sup>
THERMAL EXPANSION COEFFICIENT	EN ISO 10545-8	≤9MK-1	≤7MK-1
TEMPERATURE SHOCK RESISTANCE	EN ISO 10545-9	NO VISIBLE EFFECT	<b>DURABLE</b>
FROST RESISTANCE	EN ISO 10545-12	NO VISIBLE EFFECT	<b>ANTI-ICE</b>
SLIP RESISTANCE	DIN 51130	R9-R13	≥R9
<b>CHEMICAL PROPERTIES</b>			
RESISTANCE TO CHEMICALS <small>RESISTANCE TO HOUSEHOLD CHEMICALS AND SWIMMING POOL SALTS</small>	EN ISO 10545-13	NO VISIBLE CHANGES WHEN SUBJECTED TO CHEMICALS	<b>DURABLE</b>
RESISTANCE TO STAINING	EN ISO 10545-14 <small>WHEN SUBJECTED TO CHEMICALS</small>	NO VISIBLE CHANGES WHEN SUBJECTED TO CHEMICALS	<b>NO VISIBLE DEFECT</b>

## PACKING SPECIFICATIONS

SERIES	SIZES	PCS / CTN	M <sup>2</sup> / CTN	M <sup>2</sup> / PLT	CTN / PLT	KG / PLT
<b>PIETRA</b>	60x120 / 24"x48"	2	1.44	69.12	48	1122
	60x60 / 24"x24"	4	1.44	57.6	40	1240
	30x60 / 12"x24"	8	1.44	57.6	40	1240
	30x30 / 12"x12"	11	0.99	65.34	66	1406
	30x30 / 12"x12" Mosaic	11	0.99	65.34	66	1406



There is no denying the grandeur of stone. Be inspired by our collection of stone designs, exclusively created to bring elegance and beauty to your home.

