

CENTURA



FACES



WOW

## **FACES**

Reshaping the boundaries of ceramic decoration.

Like the faces of the Earth, we present our Coast, Dune, Valley and Hill ceramic versions, staying true to our roots.

**Harmony between colour and form.**

Vertical surfaces with unconventional shapes which capture who we are.

-

Remodelando los límites de la decoración cerámica.

Como las caras de la Tierra, presentamos nuestras versiones cerámicas Coast, Dune, Valley y Hill, manteniéndonos fieles a nuestras raíces.

**Armonía entre color y forma.**

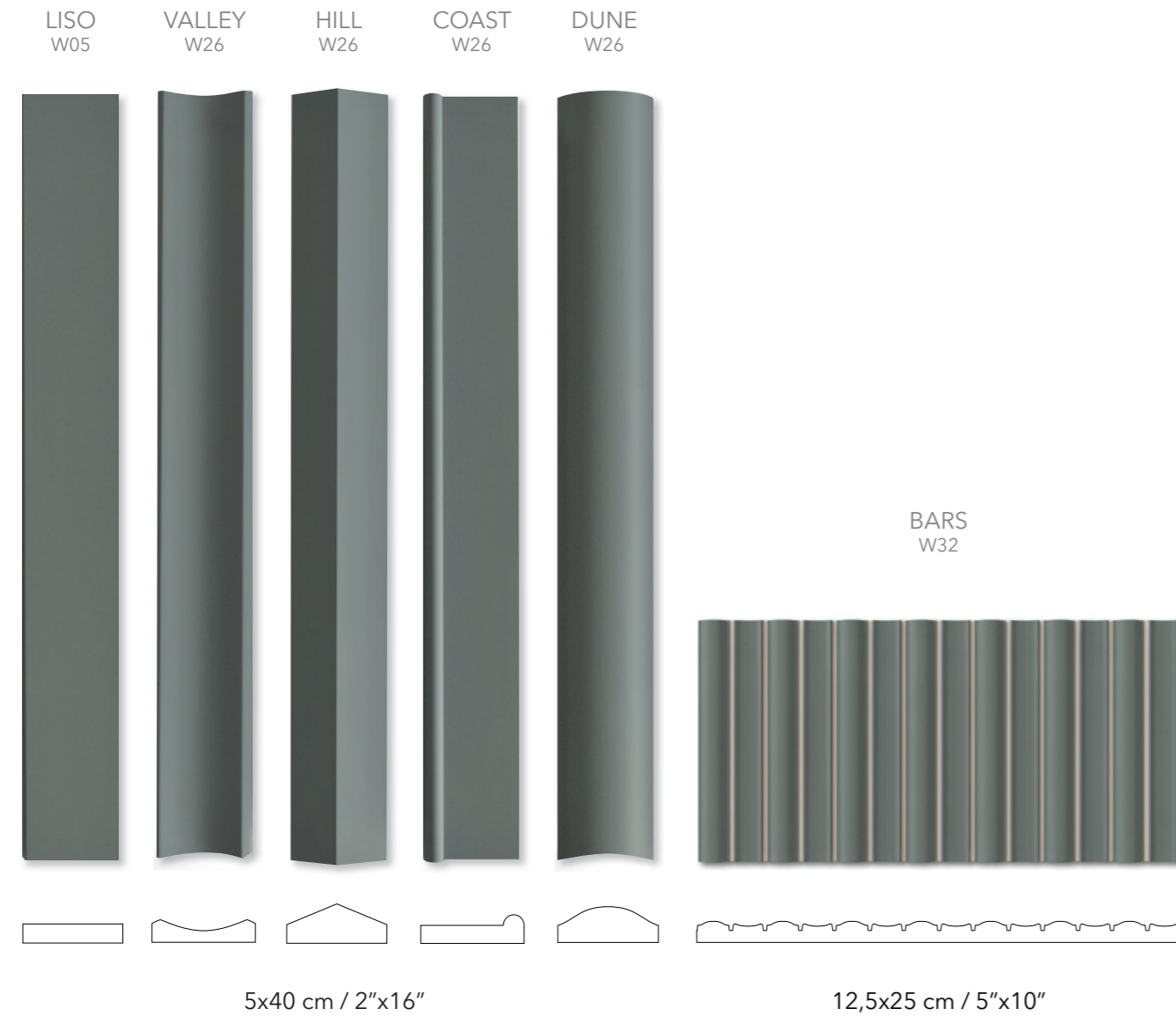
Superficies verticales de formas poco convencionales que capturan nuestra identidad.

<b>01.</b> SIZES, COLOURS AND FINISHES / FORMATOS, COLORES Y ACABADOS	<i>pag. 6</i>
<b>02.</b> GET INSPIRED / INSPIRATE	<i>pag. 8</i>
<b>03.</b> LAYOUTS / COLOCACIONES	<i>pag. 42</i>
<b>04.</b> TECHNICAL FEATURES / CARACTERÍSTICAS TÉCNICAS	<i>pag. 46</i>
<b>05.</b> PACKING	<i>pag. 47</i>
<b>06.</b> PRICE CODE CÓDIGO DE TARIFA	<i>pag. 47</i>
<b>07.</b> TECHNICAL DRAWINGS / DIBUJOS TÉCNICOS	<i>pag. 48</i>
<b>08.</b> RECOMMENDATIONS / RECOMENDACIONES	<i>pag. 49</i>


## FACES



### SHAPES



### COLOURS



\*Available in all shapes / Disponible en todos los relieves






◀ Hill Tan   
 Liso Tan 

 Liso Grey - 50%  
 Coast Grey - 50%

Floor Tiles **Contempo Strip** Natural (Love Affairs collection)







FACES COAST








◀ **Liso Pine** - 33%   
**Coast Pine** - 66% 

Floor Tiles: **Lines S & M** Chalk (Raster collection)





Valley Vegan 

Floor Tiles: **Play Blanc** (Tesserae collection)

 **Valley Coal** - 50%  
 **Valley Dune** - 50%

Floor Tiles: **Grid S & M** Chalk (Raster collection)  
**Lines S & M** Chalk (Raster collection)









FACES VALLEY







 **Dune Steel Blue & Tan**  
 **Bars Bone** ▶










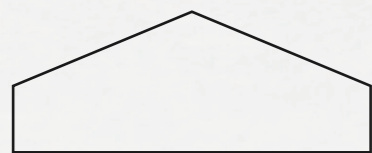
Hill Bone   
 Liso Bone 

Floor Tiles: **Lines S & M Moss** (Raster collection)

Valley Grey 50%   
 Dune Grey 50%   
 Liso Grey 

Floor Tiles: **Suit Blanc** (Tesserae collection)









FACES HILL





**Coast** Henna   
**Dune** Henna 

Floor Tiles: **Grid S** Mud (Raster collection)  
**Lines S & M** Mud (Raster collection)

 **Hill** Steel Blue  
 **Liso** Steel Blue ▶

Floor Tiles: **Contempo Strip** Oak (Love Affairs collection)







 **Bars Henna**

◀ **Bars Pine**   
**Liso Tan** 

Floor Tiles: **Solid XS & S Chalk**







FACES LISO





**Bars** Steel Blue   
**Valley** Steel Blue 

Floor Tiles: **Stardust** Ivory

 **Dune** Vegan  
 **Liso** Vegan ▶

Floor Tiles: **Play Board** Mar (Tesserae collection)

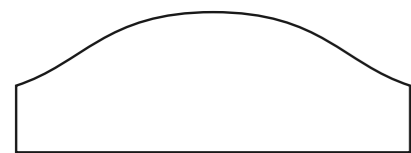






◀ **Dune Pine**  **Liso Pine**   
 **Liso White Gloss**  
 **Valley White Gloss**  
 Floor Tiles: **Color Drops** Graphite  
 Floor Tiles: **Grid S & M** Chalk (Raster collection)





FACES DUNE






Dune White Gloss 




 Hill Coal  
 Liso Coal

Floor Tiles: Stardust Cotto









- ◀ **Dune** Vegan 
- Valley** Vegan 
- Bars** Vegan 

Floor Tiles: **Strip** Aura (Love Affairs collection)






FACES BARS






DUNE - 50% VALLEY - 50% Bone




COAST - 50% DUNE - 50% Steel Blue



LISO - 50% VALLEY - 50% Pine



LISO - 50% HILL - 50% Vegan



DUNE - 50% HILL - 50% Coal



COAST - 50% DUNE - 50% Tan



LISO - 75% COAST - 25% Grey



VALLEY - 50% HILL - 50% White Gloss





Henna

COAST - 50% VALLEY - 50%




Tan

LISO - 50% VALLEY - 50%



White Gloss

LISO - 50% VALLEY - 50%



Pine

LISO - 25% HILL - 75%




Grey

LISO - 37,5% VALLEY - 12,5% DUNE - 50%




Coal

LISO - 50% DUNE - 50%



Steel Blue









LISO - 50% HILL - 50%









Vegan

LISO - 50% COAST - 50%



<b>Technical features for Dry-Pressed ceramic tiles with water absorption BIII (Eb &gt;10%)</b> Características técnicas para las baldosas cerámicas prensadas en seco del grupo BIII (Eb >10%)		
FEATURES / CARACTERÍSTICAS	SPECIFICATION / ESPECIFICACIÓN	NORMA
 Dimensional Features	51 mm +/- 0,75 mm % x 403 mm +/- 0,5 % 124 mm +/- 0,75 mm % x 249 mm +/- 0,5 %	UNE-EN ISO 10545-2:1998
 Water absorption	>10%	UNE-EN ISO 10545-3:1997
 Modulus of rupture and breaking strength	Thickness ≥ 7,5 mm mínimo 12 N/mm <sup>2</sup> Thickness < 7,5 mm mínimo 15 N/mm <sup>2</sup>	UNE-EN ISO 10545-4:2012
 Crazing resistance	Pass	UNE-EN ISO 10545-11:1997
 Household products resistance	GA	UNE-EN ISO 10545-13:1998
 Chemical resistance	GHA	UNE-EN ISO 10545-13:1998
 Stain resistance	5	UNE-EN ISO 10545-14:1998
 White Body	-	

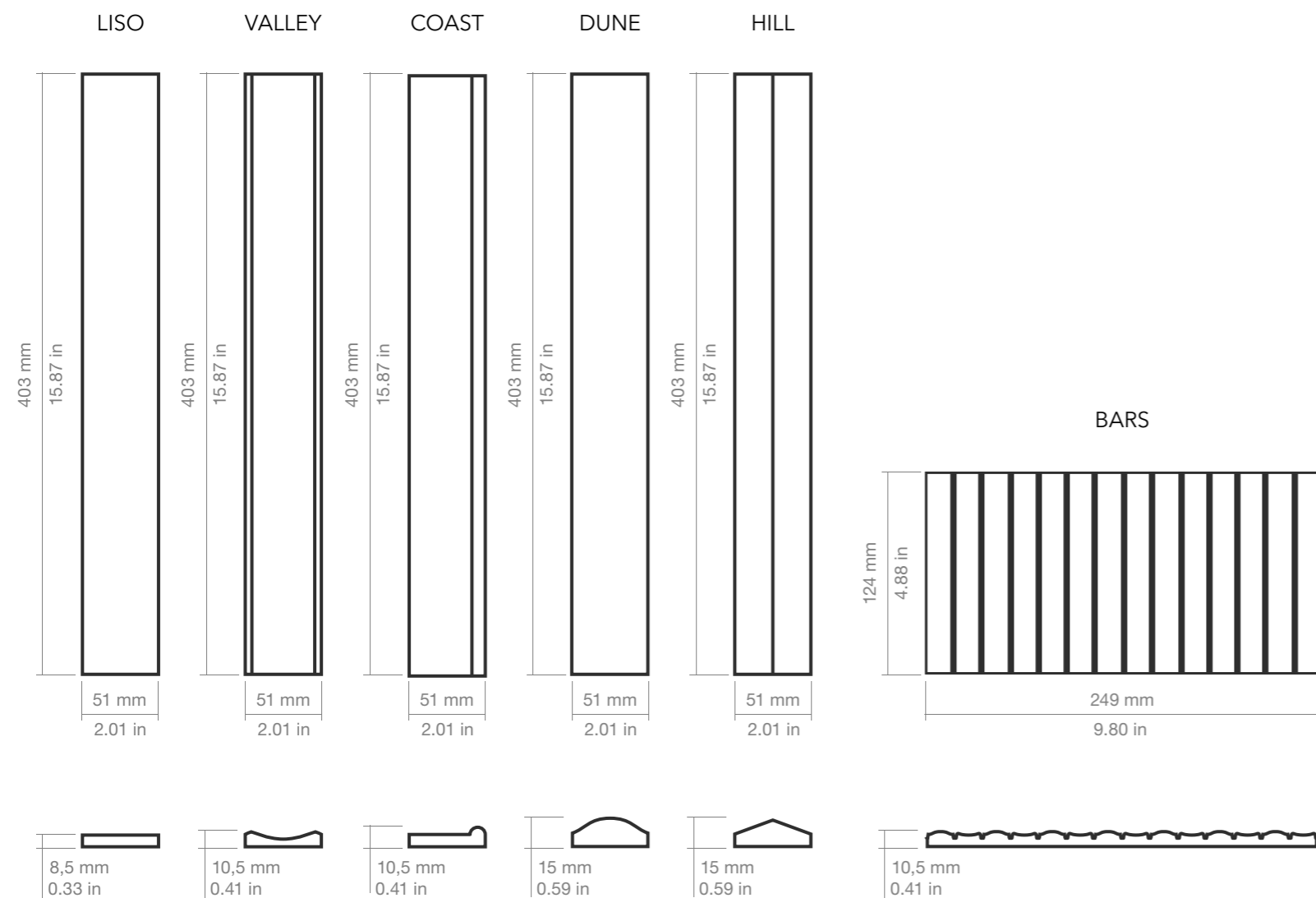
			KG 	M2 		M2 
Modelo	Formato (cm)	Piezas / Caja	Kg / Caja	m2 / Caja	Cajas / Palet	m2 / Palet
FACES LISO	5x40 cm	56	15,100 kg	1,120 m <sup>2</sup>	60	67,200 m <sup>2</sup>
FACES COAST	5x40 cm	54	15,900 kg	1,080 m <sup>2</sup>	60	64,800 m <sup>2</sup>
FACES HILL	5x40 cm	30	10,250 kg	0,600 m <sup>2</sup>	60	36,000 m <sup>2</sup>
FACES VALLEY	5x40 cm	54	16,000 kg	1,080 m <sup>2</sup>	60	64,800 m <sup>2</sup>
FACES DUNE	5x40 cm	30	10,160 kg	0,600 m <sup>2</sup>	60	36,000 m <sup>2</sup>
FACES BARS	12,5x25 cm	13	6,920 kg	0,406 m <sup>2</sup>	138	56,028 m <sup>2</sup>

			LB 	FT2 		FT2 
Model	Format (in)	Piezas / Box	Lb/ box	sq ft / Box	Boxes / Pallet	sq ft / Pallet
FACES LISO	2"x16"	56	33.290 lb	12.056 ft <sup>2</sup>	60	723.36 ft <sup>2</sup>
FACES COAST	2"x16"	54	35.054 lb	11.625 ft <sup>2</sup>	60	697.50 ft <sup>2</sup>
FACES HILL	2"x16"	30	22.597 lb	6.458 ft <sup>2</sup>	60	387.48 ft <sup>2</sup>
FACES VALLEY	2"x16"	54	35.274 lb	11.625 ft <sup>2</sup>	60	697.50 ft <sup>2</sup>
FACES DUNE	2"x16"	30	22.399 lb	6.458 ft <sup>2</sup>	60	387.48 ft <sup>2</sup>
FACES BARS	5"x10"	13	15.216 lb	4.370 ft <sup>2</sup>	138	603.06 ft <sup>2</sup>

Price code - Código de tarifa

MODEL / MODELO	PRICE CODE / CODIGO TARIFA
LISO	W05
COAST, HILL, VALLEY & DUNE	W26
BARS	W32





### WAREHOUSING

In order to guarantee the characteristics of the finish the product must be kept in its original packaging until the time of fixing. If the product is likely to be stored for a long period of time it should be suitably covered.

### TILE FIXING

To ensure the products adhere correctly to the surface, it is essential to use specific adhesive and grouting material. This must also be suitable for the environment they will have to withstand. Fitting with traditional mortars does not ensure good adhesion.

Due to the nature of the material there may be dimensional variations between pieces. Therefore, all types of joints must be planned and carried out correctly: structural, perimeter, expansion and installation joints. Fitting tiles without joints is not advisable from any technical point of view as this may lead to various problems.

For an optimal result that enhances the mosaic effect, we recommend using 1,5 mm (0.06") of joint, as well as a joint color that contrasts with the tone of the piece.

### MAINTENANCE AND CLEANING

Once the materials have been fitted, it is advisable to remove any remaining adhesive and grouting material by using a commercial descaling product designed especially, diluted with water. The descaling product must not remain in contact with the surface to be cleaned for more than 5 minutes.

As a general guideline, powder detergents should not be used, not wire wool or abrasive materials. Generally a sponge will be sufficient with warm water and liquid neutral soap. Then rinse with plenty of clean water.

### ALMACENAMIENTO

Para garantizar las características de su acabado, el producto debe mantenerse en su embalaje original hasta el momento de la colocación. Si el producto va a permanecer almacenado durante un largo periodo es conveniente hacerlo bajo cubierta.

### COLOCACIÓN

Para garantizar una buena adhesión al soporte es necesaria la utilización de materiales de agarre y de rejuntado adecuados al ambiente al que vayan a estar sometidos. La colocación con morteros tradicionales no garantiza una buena adhesión.

Debido a la naturaleza del material pueden existir diferencias dimensionales entre piezas. Por ello deberán planificarse y ejecutarse correctamente todo tipo de juntas: estructurales, perimetrales, de dilatación y de colocación. La colocación sin juntas es desaconsejable desde cualquier punto de vista técnico, pudiendo ser el origen de diversas patologías.

Para un resultado óptimo que realce el efecto mosaico recomendamos usar 1,5 mm de junta, así como un color de junta que contraste con el tono de la pieza.

### MANTENIMIENTO Y LIMPIEZA

Finalizada la puesta en obra se recomienda eliminar los restos de materiales de agarre y rejuntado con un desincrustante comercial diseñado expresamente para baldosas cerámicas, rebajado con agua, permaneciendo en contacto con la superficie a limpiar no más de 5 minutos.

Como norma general no deben utilizarse detergentes en polvo ni estropajos metálicos o abrasivos. Generalmente será suficiente con una esponja, agua tibia y un jabón líquido neutro. Posteriormente aclarar con abundante agua limpia.





Designed by



Polígono Pont, Avda. de España 114  
12180 Cabanes,  
Castellón (Spain)  
t. +34 964 331 910 / f. +34 964 331 911

[www.wowdesigneu.com](http://www.wowdesigneu.com)  
[comercial@wowdesigneu.com](mailto:comercial@wowdesigneu.com)



©2023 Tendencias Cerámicas  
WOW, registered trademark of Tendencias Cerámicas, S.L.

The brand use or reproduction of the contents of this catalog, is protected by copyright law. Any use of the brand or reproduction thereof, in part or total, must be authorized by Tendencias Cerámicas, S.L. Otherwise, this action can be sanctioned according to the Law.

©2023 Tendencias Cerámicas  
WOW, marca registrada por Tendencias Cerámicas, S.L.

La utilización de la marca o la reproducción del contenido de este catálogo está protegida por la Ley de Propiedad Intelectual. Cualquier uso de la marca o la reproducción del mismo, en parte o en su totalidad, debe ser autorizada por Tendencias Cerámicas, S.L., pudiendo, en caso contrario, ser esta acción sancionada de acuerdo con la Ley.

WOW reserves the right to modify and/or discontinue certain models displayed in this catalogue.  
The colour of the pieces displayed herein may differ slightly from originals.  
The settings shown in this catalogue are design proposals for advertising purposes.  
In real situations in wich the pieces are laid, the installation instructions published by WOW should be followed.

WOW se reserva el derecho de modificar y/o suprimir ciertos modelos expuestos en este catálogo sin previo aviso.  
Los colores de las piezas pueden presentar ligeras diferencias respecto a las originales.  
Los ambientes que se muestran en este catálogo son sugerencias decorativas de carácter publicitario,  
debiéndose utilizar en la instalación real las instrucciones de colocación editadas por WOW.







[www.wowdesigneu.com](http://www.wowdesigneu.com)