


CENTURA



KHROMA

ORIGIN OF THE EARTH



NovaBell



Ottanio

Talco

Rammed W1 Talco

Avorio

Rammed W2 Avorio

Corda

Rammed W3 Corda

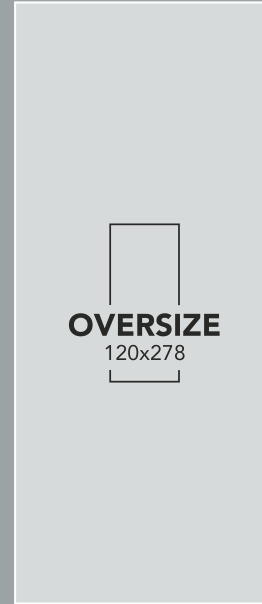
Argilla

Fango

Moro

Sizes:

THICKNESS
6
MM
R9 A



120x278
+ Rammed

THICKNESS
9
MM
R10 A+B



120x120
+ Rammed



30x60




60x120

+ Rammed Spazzolato



60x60




100x100

THICKNESS
9
MM
R11 A+B+C




30x60



60x120

THICKNESS
20
MM
R11 A+B+C

OutWalk 20
MM



120x120




60x120
+ Rammed



60x60

OVERSIZE colors



Talco

Avorio

Corda

Ottanio

OVERSIZE
Rammed colors



W1 Talco

W2 Avorio

W3 Corda

CORDA

OVERSIZE
NEW
120x278



09315
PORCELAIN
TILES

UGL
EN 14411
ISO 13006

HD
HIGH DEFINITION



120x278 - 48"x109½"
KRM LA13 Corda Rettificato **01** **1140**




120x120 - 48"x48"
KRM 183R Corda Rettificato **02** **1110**




60x120 - 24"x48"
KRM 32RT Corda Rett. **02** **1075**



60x120 - 24"x48"
KRM 32AS Corda AS Rett. **02** **1075**



30x60 - 12"x24"
KRM 36RT Corda Rett. **07** **1040**



30x60 - 12"x24"
KRM 36AS Corda AS Rett. **07** **1040**



100x100 - 39"x39"
KRM 103R Corda Rettificato **02** **1090**



60x60 - 24"x24"
KRM 30RT Corda Rett. **03** **1055**

30x30 - 12"x12"
KRM 335N Mos. 5x5 Corda **10** **3115**

30x60 - 12"x24"
KRM 336N Bacchette Corda **04** **3130**

30x60 - 12"x24"
KRM 339N Lock Corda/Fango **05** **3130**

20x60 - 8"x24"
KRM 338N Curves Corda/Fango **05** **3150**


20x40 - 8"x16"
KRM 337N Bold Corda/Fango **04** **3150**

GROUTS

- KERAKOLL 44**
- MAPEI 123**
- LATICRETE 23**



120x120 - 48"x48"
KRM 312R Corda 20 MM Rettificato **01** **1135**



60x120 - 24"x48"
KRM 362R Corda 20MM Rett. **01** **1125**



60x60 - 24"x24"
KRM 360R Corda 20 MM Rett. **02** **1115**

OUT WALK 20MM

AVORIO

OVERSIZE
NEW
120x278



09315
PORCELAIN
TILES

UGL
EN 14411
ISO 13006

HD
HIGH DEFINITION



120x278 - 48"x109½"
KRM LA14 Avorio Rettificato **01** **1140**



120x120 - 48"x48"
KRM 184R Avorio Rettificato **02** **1110**




60x120 - 24"x48"
KRM 42RT Avorio Rett. **02** **1075**



60x120 - 24"x48"
KRM 42AS Avorio AS Rett. **02** **1075**



30x60 - 12"x24"
KRM 46RT Avorio Rett. **07** **1040**



30x60 - 12"x24"
KRM 46AS Avorio AS Rett. **07** **1040**



100x100 - 39"x39"
KRM 104R Avorio Rettificato **02** **1090**



60x60 - 24"x24"
KRM 40RT Avorio Rett. **03** **1065**

30x30 - 12"x12"
KRM 445N Mos. 5x5 Avorio **10** **3115**

30x60 - 12"x24"
KRM 446N Bacchette Avorio **04** **3130**

30x60 - 12"x24"
KRM 449N Lock Avorio/Fango **05** **3130**

20x60 - 8"x24"
KRM 448N Curves Avorio/Fango **05** **3150**

20x40 - 8"x16"
KRM 447N Bold Avorio/Fango **04** **3150**

GROUTS

- KERAKOLL 50**
- MAPEI 132**
- LATICRETE 40**



120x120 - 48"x48"
KRM 412R Avorio 20 MM Rettificato **01** **1135**




60x120 - 24"x48"
KRM 462R Avorio 20MM Rett. **01** **1125**



60x60 - 24"x24"
KRM 460R Avorio 20 MM Rett. **02** **1115**

OUT WALK 20MM

FANGO



120x120 - 48"x48"
KRM 181R Fango Rettificato 02
1110



60x120 - 24"x48"
KRM 12RT Fango Rett. 02
1075



60x60 - 24"x24"
KRM 10RT Fango Rett. 03
1065



30x60 - 12"x24"
KRM 16RT Fango Rett. 07
1040

ARGILLA



120x120 - 48"x48"
KRM 186R Argilla Rettificato 02
1110



60x120 - 24"x48"
KRM 62RT Argilla Rett. 02
1075



60x60 - 24"x24"
KRM 60RT Argilla Rett. 03
1065



30x60 - 12"x24"
KRM 66RT Argilla Rett. 07
1040



30x30 - 12"x12"
KRM 115N Mos. 5x5 Fango 10
3115



30x60 - 12"x24"
KRM 116N Bacchette Fango 04
3130



30x60 - 12"x24"
KRM 449N Lock Avorio/Fango 05
3130




20x60 - 8"x24"
KRM 448N Curves Avorio/Fango 05
3150




20x40 - 8"x16"
KRM 447N Bold Avorio/Fango 04
3150

GROUTS


-  KERAKOLL 36
-  MAPEI 187
-  LATICRETE 34




30x30 - 12"x12"
KRM 665N Mos. 5x5 Argilla 10
3115




30x60 - 12"x24"
KRM 666N Bacchette Argilla 04
3130



30x60 - 12"x24"
KRM 669N Lock Argilla/Avorio 05
3130






20x60 - 8"x24"
KRM 668N Curves Argilla/Avorio 05
3150



20x40 - 8"x16"
KRM 667N Bold Argilla/Avorio 04
3150

GROUTS

-  KERAKOLL 45
-  MAPEI 133
-  LATICRETE 30

OUT
WALK
20MM



120x120 - 48"x48"
KRM 112R Fango 20 MM Rettificato 01
1135



60x120 - 24"x48"
KRM 162R Fango 20MM Rett. 01
1125



60x60 - 24"x24"
KRM 160R Fango 20 MM Rett. 02
1115

OTTANIO/MORO



09315
PORCELAIN
TILES

UGL
EN 14411
ISO 13006


HD
HIGH DEFINITION



OVERSIZE
NEW
120x278



120x278 - 48"x109½"
KRM LA17 Ottanio Rettificato 01 1140



120x120 - 48"x48"
KRM 187R Ottanio Rettificato 02 1110



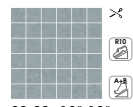
60x120 - 24"x48"
KRM 72RT Ottanio Rett. 02 1075



30x60 - 12"x24"
KRM 76RT Ottanio Rett. 07 1040



60x60 - 24"x24"
KRM 70RT Ottanio Rett. 03 1065




30x30 - 12"x12"
KRM 775N Mos. 5x5
Ottanio 10 3115



30x60 - 12"x24"
KRM 776N Bacchette Ottanio 04 3150



30x60 - 12"x24"
KRM 779N Lock Ottanio/Talco 05 3150



20x60 - 8"x24"
KRM 778N Curves Ottanio/Talco 05 3150



20x40 - 8"x16"
KRM 777N Bold Ottanio/Talco 04 3150

GROUTS
KERAKOLL -

MAPEI 176

LATICRETE 91

TALCO




09315
PORCELAIN
TILES

UGL
EN 14411
ISO 13006

HD
HIGH DEFINITION




OVERSIZE
NEW
120x278




120x278 - 48"x109½"
KRM LA18 Talco Rettificato 01 1140



120x120 - 48"x48"
KRM 188R Talco Rettificato 02 1110




60x120 - 24"x48"
KRM 82RT Talco Rett. 02 1075



60x120 - 24"x48"
KRM 82AS Talco AS Rett. 02 1075



30x60 - 12"x24"
KRM 86RT Talco Rett. 07 1040



30x60 - 12"x24"
KRM 86AS Talco AS Rett. 07 1040



100x100 - 39"x39"
KRM 108R Talco Rettificato 02 1090



60x60 - 24"x24"
KRM 80RT Talco Rett. 03 1065

GROUTS
KERAKOLL 05

MAPEI 103

LATICRETE 18




30x30 - 12"x12"
KRM 885N Mos. 5x5
Talco 10 3115



30x60 - 12"x24"
KRM 886N Bacchette Talco 04 3150



30x60 - 12"x24"
KRM 229N Lock Talco/Moro 05 3150



20x60 - 8"x24"
KRM 228N Curves Talco/Moro 05 3150



20x40 - 8"x16"
KRM 227N Bold Talco/Moro 04 3150

OUT
WALK
20MM



120x120 - 48"x48"
KRM 182R Moro Rettificato 02 1110




60x120 - 24"x48"
KRM 22RT Moro Rett. 02 1075



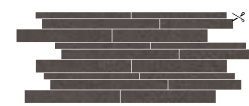
30x60 - 12"x24"
KRM 26RT Moro Rett. 07 1040



60x60 - 24"x24"
KRM 20RT Moro Rett. 03 1065



30x30 - 12"x12"
KRM 225N Mos. 5x5
Moro 10 3115



30x60 - 12"x24"
KRM 226N Bacchette Moro 04 3150



30x60 - 12"x24"
KRM 229N Lock Talco/Moro 05 3150



20x60 - 8"x24"
KRM 228N Curves Talco/Moro 05 3150



20x40 - 8"x16"
KRM 227N Bold Talco/Moro 04 3150


GROUTS
KERAKOLL 11

MAPEI 114

LATICRETE 45



120x120 - 48"x48"
KRM 812R Talco 20 MM Rettificato 01 1135



60x120 - 24"x48"
KRM 862R Talco 20MM Rett. 01 1125

KHROMA OVERSIZE


09315
PORCELAIN
TILES

UGL
EN 14411
EO 13006

HD
HIGH DEFINITION




OVERSIZE
120x278



120x278 - 48"x109½"
KRM LA17 Oltanio Rettificato

01
1140



120x278 - 48"x109½"
KRM LA18 Talco Rettificato

01
1140

KHROMA OVERSIZE

09315
PORCELAIN
TILES

UGL
EN 14411
EO 13006

HD
HIGH DEFINITION



OVERSIZE
120x278



120x278 - 48"x109½"
KRM LA14 Avorio Rettificato

01
1140



120x278 - 48"x109½"
KRM LA13 Corda Rettificato

01
1140

60

61

KHROMA RAMMED OVERSIZE




KHROMA RAMMED OVERSIZE



OVERSIZE
120x278

62



120x278 - 48"x109½"
KRM LA01 Rammed W1 Talco Rettificato



120x278 - 48"x109½"
KRM LA02 Rammed W2 Avario Rettificato



120x278 - 48"x109½"
KRM LA03 Rammed W3 Corda Rettificato



63

COLLECTION OVERVIEW

	120x278 Rettificato	120x120 Rettificato	100x100 Rettificato	60x120 Rettificato	60x60 Rettificato	30x60 Rettificato	60x120 Spazz. Rett.	60x120 AS Rett.	30x60 AS Rett.	20 MM 120x120 Rett.	20 MM 60x120 Rett.	20 MM 60x60 Rett.
	01 1140	02 1110	02 1090	02 1075	03 1065	07 1040	02 1110	02 1075	07 1040	01 1135	01 1125	02 1115
OTTANIO	KRM LA17	KRM 187R	-	KRM 72RT	KRM 70RT	KRM 76RT	-	-	-	-	-	-
TALCO	KRM LA18	KRM 188R	KRM 108R	KRM 82RT	KRM 80RT*	KRM 86RT	-	KRM 82AS	KRM 86AS	KRM 812R	KRM 862R	-
AVORIO	KRM LA14	KRM 184R	KRM 104R	KRM 42RT	KRM 40RT*	KRM 46RT	-	KRM 42AS	KRM 46AS	KRM 412R	KRM 462R	KRM 460R
CORDA	KRM LA13	KRM 183R	KRM 103R	KRM 32RT	KRM 30RT*	KRM 36RT	-	KRM 32AS	KRM 36AS	KRM 312R	KRM 362R	KRM 360R
ARGILLA	-	KRM 186R	-	KRM 62RT	KRM 60RT	KRM 66RT	-	-	-	-	-	-
FANGO	-	KRM 181R	-	KRM 12RT	KRM 10RT	KRM 16RT	-	-	-	KRM 112R	KRM 162R	KRM 160R
MORO	-	KRM 182R	-	KRM 22RT	KRM 20RT	KRM 26RT	-	-	-	-	-	-
RAMMED W1 Talco	KRM LA01	KRM 1801R	-	KRM 015R	-	-	KRM 015S	-	-	-	KRM 1201R	-
RAMMED W2 Avorio	KRM LA02	KRM 1802R	-	KRM 025R	-	-	KRM 025S	-	-	-	KRM 2201R	-
RAMMED W3 Corda	KRM LA03	KRM 1803R	-	KRM 035R	-	-	KRM 035S	-	-	-	KRM 3201R	-

PEZZI SPECIALI / Trims / Pièces Spéciales / Formteile

	Gradino Elle Rett. 33x120x4 **	Angolo DX Rett. 33x120x4 **	Angolo SX Rett. 33x120x4 **	Battiscopa 7x60
	01 670	01 676	01 676	15 230
OTTANIO	KRM G71K	KRM G72K	KRM G75K	KRM B70K
TALCO	KRM G81K	KRM G82K	KRM G85K	KRM B80K
AVORIO	KRM G41K	KRM G42K	KRM G45K	KRM B40K
CORDA	KRM G31K	KRM G32K	KRM G35K	KRM B30K
ARGILLA	KRM G61K	KRM G62K	KRM G65K	KRM B60K
FANGO	KRM G11K	KRM G12K	KRM G15K	KRM B10K
MORO	KRM G21K	KRM G22K	KRM G25K	KRM B20K
RAMMED W1 Talco	KRM GW11K	KRM GW12K	KRM GW15K	KRM BW10K
RAMMED W2 Avorio	KRM GW21K	KRM GW22K	KRM GW25K	KRM BW20K
RAMMED W3 Corda	KRM GW31K	KRM GW32K	KRM GW35K	KRM BW30K



6 SETTIMANE DI CONSEGNA
DELIVERY WEEKS
WOCHE LIEFERZEIT
SEMAINES DE LIVRAISON

**PEZZI SPECIALI 20MM FINITURE STANDARD / Special coordinated pieces ON DEMAND / Pièces spéciales coordonnées SUR DEMANDE / Zusammenstellbare Formteile AUF ANFRAGE

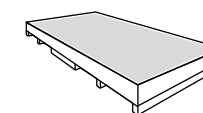
DESCRIZIONE	FP	CODICE GENERICO	DESCRIZIONE	FP	CODICE GENERICO	DESCRIZIONE	FP	CODICE GENERICO	DESCRIZIONE	FP	CODICE GENERICO
Gradino Monografico 1 33x120	01	680	Gradino L17 30x120x17	01	681	Toro Gradino 30x120	01	656	Toro Gradino Smaltato 30x120	01	676
Gradino Monografico DX/SX 33x120	01	681	Angolo L17 SX/DX 30x120x17	1+1	682	Toro Angolo SX/DX 30x120	1+1	665	Toro Angolo SX/DX Smaltato 30x120	1+1	680
Gradino Monografico 3 33x120	01	682	Gradino Elle 30x120x6,5	01	676	Toro Gradino 30x60	02	518	Toro Gradino Smaltato 30x60	02	652
Angolo Monografico SX/DX 33x120	1+1	683	Angolo Elle SX/DX 30x120x6,5	1+1	678	Toro Angolo SX/DX 30x60	1+1	627	Toro Angolo SX/DX Smaltato 30x60	1+1	662
Gradino Costa Retta 30x60	02	607	Gradino Elle 30x60x6,5	02	652	3/5 RIGHE ANTIDERAPANT +€ 10,00 / PCS		Griglia 20x60	02	590	KRM G260
Angolo Arrotondato Costa Retta 60x60	01	664	Angolo Elle SX/DX 30x60x6,5	1+1	656	Griglia Angolo SX/DX 20x60	1+1	610	KRM GA260		
Angolo Arrotondato Toro 60x60	01	672	Angolo Elle 30x30x6,5	02	625						

IMBALLI e PESI / Packaging and weights / Verpackungen und Gewichte / Emballages et poids

	pcs/box	m²/box	kg/box	box/pallet	m²/pallet	kg/pallet	mm
120x278*	1	3,336	47,0 - MAX WEIGHT	18	60,048	846	6
120x120	2	2,880	56,0 - MAX WEIGHT	16	46,080	896	9
100x100	2	2,000	40,9 - MAX WEIGHT	20	40,000	818	9
60x120	2	1,440	27,3 - MAX WEIGHT	35	50,400	956	9
60x60	3	1,080	20,0	48	51,840	960	9
30x60	7	1,260	23,6	40	50,400	944	9
120x120	1	1,440	62,0 - MAX WEIGHT	16	23,040	992	20
60x120	1	0,720	31,4 - MAX WEIGHT	33	23,760	1036	20
60x60	2	0,720	31,0 - MAX WEIGHT	32	23,040	992	20

*Cassa/Crate 1200x2780

Dimensione/ Dimension: 1400x2890x280 HT
Peso/Weight: 98 kg
Pezzi/Pieces: 18 (120x278 - 60,048 m²)



STUCCHI CONSIGLIATI / Recommended grouts / Couleurs des joints conseillées / Empfohlene Fugen Mörtel Farben

	Kerakoll Grouts	Mapei Grouts	Laticrete Grouts
OTTANIO	-	176	91
TALCO	05	103	18
AVORIO	50	132	40
CORDA	44	123	23
ARGILLA	45	133	30
FANGO	36	187	34
MORO	11	114	45
RAMMED W1 Talco	05	103	18
RAMMED W2 Avorio	50	132	40
RAMMED W3 Corda	44	123	23

DATI TECNICI / Technical features / Technische eigenschaften / Caracteristiques techniques

SURFACE	DIN EN 16165 annex B	DIN EN 16165 annex A	BS EN 16165 annex C	BCR	ANSI DCOF	Deep Abrasion Resistance	MOHS	Recommended Use	Resistance to Staining	ANSI A 137.1
Naturale 6 MM	R9	A	-	DRY > 0.40 WET > 0.40	WET ≥ 0.42	< 175 mm³	≥ 6	4	5	
Naturale 9 MM	R10	A+B	>36 wet slider 4S	DRY > 0.40 WET > 0.40	WET ≥ 0.42	< 175 mm³	≥ 6	4	5	V2 Naturale
Spazzolato	-	-	-	DRY > 0.40 WET > 0.40	-	< 175 mm³	-	3	≥ 3	
Antislip	R11	A+B+C	>36 wet slider 4S	DRY > 0.40 WET > 0.40	WET ≥ 0.42	< 175 mm³	≥ 7	5	5	V3 Rammed
20 MM	R11	A+B+C	>36 wet slider 4S	DRY > 0.40 WET > 0.40	WET ≥ 0.42	< 130 mm³	≥ 8	5	5	



Utilizzare il **QR CODE** per scaricare le schede tecniche
Use the **QR CODE** to download data sheets
Veuillez utiliser le **QR CODE** pour télécharger les fiches techniques
QR CODE benutzen um die technische datenblätter runter zu laden