



PROFILE OF INNOVATION

RESILIENT SURFACE COVERING PROFILES

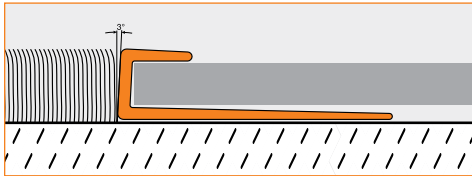


PROFILES FOR RESILIENT FLOOR, WALL, AND STAIR COVERINGS


Luxury vinyl and other resilient flooring materials have improved and evolved into a new generation of floor coverings. Mimicking the natural looks of wood and stone using high-fidelity printing, the products are becoming increasingly popular. Schluter®-Systems offers a variety of finishing, transition, and edge-protection profiles for resilient floor and wall coverings to increase design flexibility and provide long-lasting finishes.

Application and Function

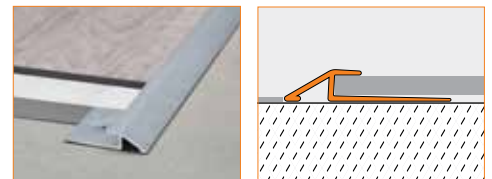
Same-height transitions




Schluter®-VINPRO-S is designed to provide edging for resilient floor coverings (e.g. LVT). Typical applications include edge protection where the resilient covering is bordered by carpet, floor coverings of similar heights, or as a finishing edge to wall skirting applications. The profile is available in anodized aluminum. VINPRO-S features a tapered anchoring leg, with unique holes spaced evenly along the length of the profile for use with fasteners. The anchoring leg can also be bonded to the substrate using adhesive such as Schluter-KERDI-FIX. The profile features a 1/4" (6 mm) or 7/16" (11 mm) wide sloped top flange to hide the cut edge of the resilient floor covering, providing a finished look.




Schluter®-VINPRO-S




Schluter®-VINPRO-U



Schluter®-VINPRO-T



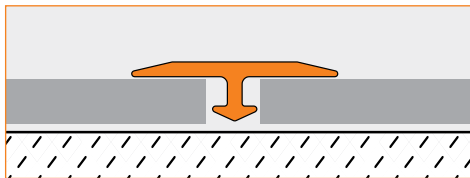
Schluter®-VINPRO-RO



Schluter®-VINPRO-STEP

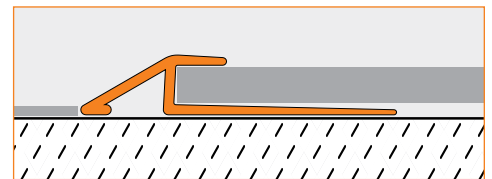


Schluter®-VINPRO-STEP-R



Schluter®-VINPRO-T is designed to provide transitions between existing same-height, resilient floor coverings, in new and retrofit applications. The profile is available in anodized aluminum. VINPRO-T is installed within the joint cavity and overlaps adjoining surface materials, thus preventing edges from becoming damaged when subjected to mechanical stress.

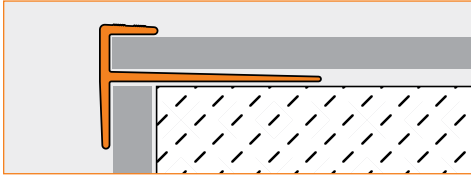
Different-height transitions



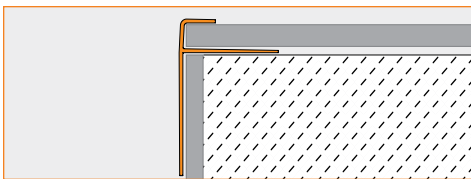
Schluter®-VINPRO-U is designed to provide a smooth transition between resilient floor coverings (e.g. LVT) and floor coverings at lower elevations or finished concrete. The profile is available in anodized aluminum. VINPRO-U features a tapered anchoring leg, with unique holes spaced evenly along the length of the profile for use with fasteners. The anchoring leg can also be bonded to the substrate using adhesive such as Schluter-KERDI-FIX. The profile features a 1/4" (6 mm) or 7/16" (11 mm) wide sloped top flange to hide the cut edge of the resilient floor covering, providing a finished look.

In installations where the leading edge abuts a lower surface covering, all sizes of VINPRO-U are compliant with the Americans with Disabilities Act (ADA). In installations where the leading edge rests on top of the lower floor covering (e.g., finished concrete), the 7/16" (11 mm) and 1/2" (12.5 mm) sizes are not ADA-compliant.

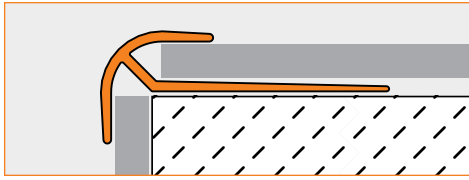
Stair-nosing



Schluter®-VINPRO-STEP is a finishing and edging profile for resilient floor covering (e.g. LVT) installations on stairs. The profile is available in anodized aluminum. VINPRO-STEP features a tapered anchoring leg, with unique holes spaced evenly along the length of the profile for use with fasteners. The anchoring leg can also be bonded to the substrate using adhesive such as Schluter-KERDI-FIX. The profile features a 1/4" (6 mm) or 7/16" (11 mm) wide sloped top flange to hide the cut edge of the resilient floor covering, providing a finished look. Two versions are available: 1/8"-3/16" (3-5 mm) version featuring a top flange that is grooved to add slip resistance to the horizontal surface, and the 7/32" (5.5 mm) and larger versions that feature a smooth horizontal surface finish. The vertical leg covers the edge of the subassembly and top of the riser.



Schluter®-VINPRO-STEP-R is a finishing and edging profile for resilient covering (e.g., LVT) installations on stairs. The top of the profile features a capping flange with a rounded leading edge, while the elongated vertical section provides increased visibility. VINPRO-STEP-R features a tapered anchoring leg, with unique holes spaced evenly along the length of the profile for use with fasteners. The anchoring leg can also be bonded to the substrate using adhesive such as Schluter-KERDI-FIX. The profile features a 7/16" (11 mm) wide sloped top flange to hide the cut edge of the resilient floor covering, providing a finished look.



Schluter®-VINPRO-RO is a finishing and edging profile for resilient covering (e.g. LVT) installations on stairs and outside wall corners. The profile is available in anodized aluminum. VINPRO-RO features a tapered anchoring leg, with unique holes spaced evenly along the length of the profile for use with fasteners. The anchoring leg can also be bonded to the substrate using adhesive such as Schluter-KERDI-FIX. The top of the profile features a symmetrically rounded edge with 1/4" (6 mm) radius. The profile extends in both directions to hide the exposed edge of the resilient surface and the subassembly.

Material Properties and Areas of Application

Schluter profiles are resistant to most chemicals encountered in resilient flooring surface environments. In special cases, the suitability of a proposed type of material must be verified based on the anticipated chemical, mechanical, and/or other stresses. Exception and special considerations are listed below.

Aluminum profiles must be tested to verify their suitability if chemical stresses are anticipated. Aluminum is sensitive to alkaline substances and exposure to the alkali (depending on the concentration and duration of exposure) may result in corrosion (aluminum hydroxide formation). Therefore, it is important to remove adhesive, grout, or cementitious residue from visible surfaces promptly.

Anodized Aluminum profiles feature an anodized layer that retains a uniform appearance during normal use, but is not color-stable in exterior applications. The surface is susceptible to scratching and wear and may be damaged by grout or setting material. Therefore, these materials must be removed immediately. Otherwise, the description regarding aluminum applies.

Cutting Profiles

Observe all safety instructions and standards as directed by the cutting tool manufacturer, including protective eyewear, hearing protection, and gloves. Always measure carefully and dry fit the profiles to ensure

proper fit and alignment prior to setting the resilient covering.

Aluminum profiles may be cut using any of the following options:

- Hacksaw with a bimetal blade and the highest teeth per inch (TPI) available
- Variable-Speed Angle Grinder set to the lowest speed using the Schluter-PROCUT-TSM cutting wheel
- Chop saw or Miter Saw with a non-ferrous blade

Regardless of the cutting tool used, remove any burrs from the cut end of the profile with a file or similar before installation.

Installation

VINPRO-S, VINPRO-U, VINPRO-STEP, VINPRO-STEP-R, and VINPRO-RO

1. Select the profile according to resilient covering thickness and format. It is recommended to choose a profile height up to a 0.5 mm greater than the covering thickness.
2. Place the profile in its desired position, and mark the edges of the profile onto the substrate.
3.
 - a. Adhesive Installation
Apply Schluter-KERDI-FIX or an equivalent adhesive to the backside of the anchoring leg, according to the manufacturer's installation instructions. Press the anchoring leg onto the substrate, and align to the desired position. Be sure to remove any excess adhesive promptly.
 - b. Fastened Installation
Align the profile in the desired position and fasten to the substrate through the holes in the anchoring leg. Recommended screw: #6 / M3.5 flat head screws, minimum length - 3/4" (19 mm). Be sure to install the fasteners so that the screw head is flush with the anchoring leg surface, preventing it from transferring through to the finished surface.
For concrete substrates: The use of anchors is recommended. First, place the profile in its desired position and mark the hole locations onto the substrate. Next, drill pilot holes at the marked locations and install the anchors according to the manufacturer's instructions. Be sure that the anchor size is suitable for the selected fastener prior to the installation.
4. A patching/leveling compound can be used to eliminate inconsistencies in the floor and anchoring leg if required. Please



refer to the patching/leveling compound manufacturer's installation instructions.

5. Install resilient surface covering according to the manufacturer's installation instructions, with recommended edge spacing. Be sure to cut the adjacent surface covering accordingly to fit within the pocket of the profile.
6. When installing with adhesives or grouting materials, remove any residue from the visible surface of the profile quickly.

VINPRO-T

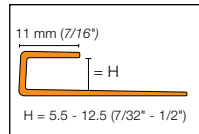
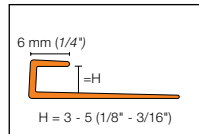
1. To ensure proper support of the lateral crosspiece, ensure the joint width is less than 1/2" or 1" (12.5 mm or 25 mm).
2. The joint cavity must be at least 1/8" (3 mm) deep and free of debris. Substances that inhibit adhesion must be removed from the sides of the joint.
3. Fill the joint with elastomeric sealant such as Schluter-KERDI-FIX or similar. Insert the vertical leg of VINPRO-T in the joint so that lateral crosspiece rests completely on the edges of the surface covering.

4. Remove any excess sealant with suitable cleaner.

Maintenance

Schluter resilient surface covering profiles require no special maintenance or care and are resistant to mold and fungi. Clean profiles using neutral cleaning agents. In the case of anodized aluminum, do not use abrasive or strong alkaline cleaning agents.

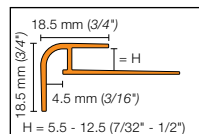
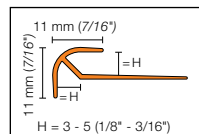
Product Item Numbers



Schluter®-VINPRO-S

H = mm - in.	Item No.		
	Brushed chrome anodized aluminum (ACGB)	Brushed nickel anodized aluminum (ATGB)	Brushed antique bronze anodized aluminum (ABGB)
3 - 1/8	VPS 30 ACGB	VPS 30 ATGB	VPS 30 ABGB
4 - 5/32	VPS 40 ACGB	VPS 40 ATGB	VPS 40 ABGB
5 - 3/16	VPS 50 ACGB	VPS 50 ATGB	VPS 50 ABGB
5.5 - 7/32	VPSL 55 ACGB	VPSL 55 ATGB	VPSL 55 ABGB
6 - 1/4	VPSL 60 ACGB	VPSL 60 ATGB	VPSL 60 ABGB
6.5 - 17/64	VPSL 65 ACGB	VPSL 65 ATGB	VPSL 65 ABGB
7 - 9/32	VPSL 70 ACGB	VPSL 70 ATGB	VPSL 70 ABGB
7.5 - 19/64	VPSL 75 ACGB	VPSL 75 ATGB	VPSL 75 ABGB
8 - 5/16	VPSL 80 ACGB	VPSL 80 ATGB	VPSL 80 ABGB
8.5 - 21/64	VPSL 85 ACGB	VPSL 85 ATGB	VPSL 85 ABGB
9 - 11/32	VPSL 90 ACGB	VPSL 90 ATGB	VPSL 90 ABGB
10 - 3/8	VPSL 100 ACGB	VPSL 100 ATGB	VPSL 100 ABGB
11 - 7/16	VPSL 110 ACGB	VPSL 110 ATGB	VPSL 110 ABGB
12.5 - 1/2	VPSL 125 ACGB	VPSL 125 ATGB	VPSL 125 ABGB

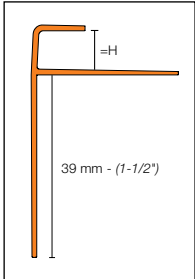
Length supplied: 8' 2-1/2" — 2.5 m



Schluter®-VINPRO-RO

H = mm - in.	Item No.		
	Brushed chrome anodized aluminum (ACGB)	Brushed nickel anodized aluminum (ATGB)	Brushed antique bronze anodized aluminum (ABGB)
3 - 1/8	VPRO 30 ACGB	VPRO 30 ATGB	VPRO 30 ABGB
4 - 5/32	VPRO 40 ACGB	VPRO 40 ATGB	VPRO 40 ABGB
5 - 3/16	VPRO 50 ACGB	VPRO 50 ATGB	VPRO 50 ABGB
5.5 - 7/32	VPROL 55 ACGB	VPROL 55 ATGB	VPROL 55 ABGB
6 - 1/4	VPROL 60 ACGB	VPROL 60 ATGB	VPROL 60 ABGB
6.5 - 17/64	VPROL 65 ACGB	VPROL 65 ATGB	VPROL 65 ABGB
7 - 9/32	VPROL 70 ACGB	VPROL 70 ATGB	VPROL 70 ABGB
7.5 - 19/64	VPROL 75 ACGB	VPROL 75 ATGB	VPROL 75 ABGB
8 - 5/16	VPROL 80 ACGB	VPROL 80 ATGB	VPROL 80 ABGB
8.5 - 21/64	VPROL 85 ACGB	VPROL 85 ATGB	VPROL 85 ABGB
9 - 11/32	VPROL 90 ACGB	VPROL 90 ATGB	VPROL 90 ABGB
10 - 3/8	VPROL 100 ACGB	VPROL 100 ATGB	VPROL 100 ABGB
11 - 7/16	VPROL 110 ACGB	VPROL 110 ATGB	VPROL 110 ABGB
12.5 - 1/2	VPROL 125 ACGB	VPROL 125 ATGB	VPROL 125 ABGB

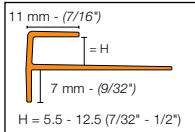
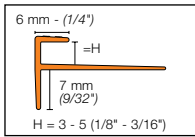
Length supplied: 8' 2-1/2" — 2.5 m



Schluter®-VINPRO-STEP-R

H = mm - in.	Item No.		
	Brushed chrome anodized aluminum (ACGB)	Brushed nickel anodized aluminum (ATGB)	Brushed antique bronze anodized aluminum (ABGB)
3 - 1/8	VPSTRL 30 ACGB	VPSTRL 30 ATGB	VPSTRL 30 ABGB
4 - 5/32	VPSTRL 40 ACGB	VPSTRL 40 ATGB	VPSTRL 40 ABGB
5 - 3/16	VPSTRL 50 ACGB	VPSTRL 50 ATGB	VPSTRL 50 ABGB
5.5 - 7/32	VPSTRL 55 ACGB	VPSTRL 55 ATGB	VPSTRL 55 ABGB
6 - 1/4	VPSTRL 60 ACGB	VPSTRL 60 ATGB	VPSTRL 60 ABGB
6.5 - 17/64	VPSTRL 65 ACGB	VPSTRL 65 ATGB	VPSTRL 65 ABGB
7 - 9/32	VPSTRL 70 ACGB	VPSTRL 70 ATGB	VPSTRL 70 ABGB
7.5 - 19/64	VPSTRL 75 ACGB	VPSTRL 75 ATGB	VPSTRL 75 ABGB
8 - 5/16	VPSTRL 80 ACGB	VPSTRL 80 ATGB	VPSTRL 80 ABGB
8.5 - 21/64	VPSTRL 85 ACGB	VPSTRL 85 ATGB	VPSTRL 85 ABGB
9 - 11/32	VPSTRL 90 ACGB	VPSTRL 90 ATGB	VPSTRL 90 ABGB
10 - 3/8	VPSTRL 100 ACGB	VPSTRL 100 ATGB	VPSTRL 100 ABGB
11 - 7/16	VPSTRL 110 ACGB	VPSTRL 110 ATGB	VPSTRL 110 ABGB
12.5 - 1/2	VPSTRL 125 ACGB	VPSTRL 125 ATGB	VPSTRL 125 ABGB

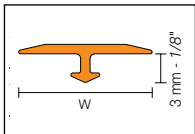
Length supplied: 8' 2-1/2" — 2.5 m



Schluter®-VINPRO-STEP

H = mm - in.	Item No.		
	Brushed chrome anodized aluminum (ACGB)	Brushed nickel anodized aluminum (ATGB)	Brushed antique bronze anodized aluminum (ABGB)
3 - 1/8	VPST 30 ACGB	VPST 30 ATGB	VPST 30 ABGB
4 - 5/32	VPST 40 ACGB	VPST 40 ATGB	VPST 40 ABGB
5 - 3/16	VPST 50 ACGB	VPST 50 ATGB	VPST 50 ABGB
5.5 - 7/32	VPSTL 55 ACGB	VPSTL 55 ATGB	VPSTL 55 ABGB
6 - 1/4	VPSTL 60 ACGB	VPSTL 60 ATGB	VPSTL 60 ABGB
6.5 - 17/64	VPSTL 65 ACGB	VPSTL 65 ATGB	VPSTL 65 ABGB
7 - 9/32	VPSTL 70 ACGB	VPSTL 70 ATGB	VPSTL 70 ABGB
7.5 - 19/64	VPSTL 75 ACGB	VPSTL 75 ATGB	VPSTL 75 ABGB
8 - 5/16	VPSTL 80 ACGB	VPSTL 80 ATGB	VPSTL 80 ABGB
8.5 - 21/64	VPSTL 85 ACGB	VPSTL 85 ATGB	VPSTL 85 ABGB
9 - 11/32	VPSTL 90 ACGB	VPSTL 90 ATGB	VPSTL 90 ABGB
10 - 3/8	VPSTL 100 ACGB	VPSTL 100 ATGB	VPSTL 100 ABGB
11 - 7/16	VPSTL 110 ACGB	VPSTL 110 ATGB	VPSTL 110 ABGB
12.5 - 1/2	VPSTL 125 ACGB	VPSTL 125 ATGB	VPSTL 125 ABGB

Length supplied: 8' 2-1/2" — 2.5 m



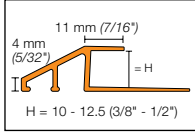
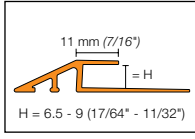
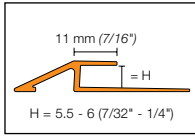
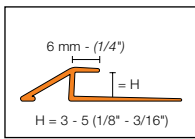
Schluter®-VINPRO-T

W = mm - in.	Item No.		
	Brushed chrome anodized aluminum (ACGB)	Brushed nickel anodized aluminum (ATGB)	Brushed antique bronze anodized aluminum (ABGB)
14 - 17/32	VPT 3/14 ACGB	VPT 3/14 ATGB	VPT 3/14 ABGB
25 - 1	VPTL 3/25 ACGB	VPTL 3/25 ATGB	VPTL 3/25 ABGB

Length supplied: 8' 2-1/2" — 2.5 m



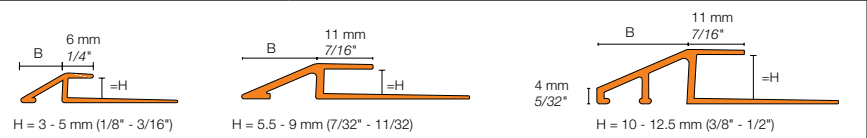
Schluter®-VINPRO-U



H = mm - in.	Item No.		
	Brushed chrome anodized aluminum (ACGB)	Brushed nickel anodized aluminum (ATGB)	Brushed antique bronze anodized aluminum (ABGB)
3 - 1/8	VPU 30 ACGB	VPU 30 ATGB	VPU 30 ABGB
4 - 5/32	VPU 40 ACGB	VPU 40 ATGB	VPU 40 ABGB
5 - 3/16	VPU 50 ACGB	VPU 50 ATGB	VPU 50 ABGB
5.5 - 7/32	VPUL 55 ACGB	VPUL 55 ATGB	VPUL 55 ABGB
6 - 1/4	VPUL 60 ACGB	VPUL 60 ATGB	VPUL 60 ABGB
6.5 - 17/64	VPUL 65 ACGB	VPUL 65 ATGB	VPUL 65 ABGB
7 - 9/32	VPUL 70 ACGB	VPUL 70 ATGB	VPUL 70 ABGB
7.5 - 19/64	VPUL 75 ACGB	VPUL 75 ATGB	VPUL 75 ABGB
8 - 5/16	VPUL 80 ACGB	VPUL 80 ATGB	VPUL 80 ABGB
8.5 - 21/64	VPUL 85 ACGB	VPUL 85 ATGB	VPUL 85 ABGB
9 - 11/32	VPUL 90 ACGB	VPUL 90 ATGB	VPUL 90 ABGB
10 - 3/8	VPUL 100 ACGB	VPUL 100 ATGB	VPUL 100 ABGB
11 - 7/16	VPUL 110 ACGB	VPUL 110 ATGB	VPUL 110 ABGB
12.5 - 1/2	VPUL 125 ACGB	VPUL 125 ATGB	VPUL 125 ABGB

Length supplied: 8' 2-1/2" — 2.5 m

Diagram Values



H = mm - in	B = mm - in
3 - 1/8	8 - 5/16
4 - 5/32	9.5 - 3/8
5 - 3/16	11.5 - 29/64
5.5 - 7/32	15.4 - 19/32
6 - 1/4	16.5 - 21/32
6.5 - 17/64	17.5 - 11/16
7 - 9/32	18.6 - 47/64
7.5 - 19/64	19.7 - 25/32
8 - 5/16	20.8 - 13/16
8.5 - 21/64	21.8 - 55/64
9 - 11/32	22.9 - 29/32
10 - 3/8	19.2 - 49/64
11 - 7/16	21.5 - 27/32
12.5 - 1/2	24.7 - 31/32

ADA-Compliant

Note: When leading edge abuts lower surface covering, all sizes are ADA-compliant. When leading edge rests on top of lower surface covering, sizes 7/16" (11 mm) and 1/2" (12.5 mm) are not ADA-compliant.

Schluter® Systems VINPRO Profiles 5-Year Limited Warranty

LIMITED WARRANTY COVERAGE: Subject to the conditions and limitations as stated in this Schluter® Systems VINPRO Profiles 5-Year Limited Warranty (the “Limited Warranty”), Schluter Systems warrants that its Schluter®-VINPRO-S, Schluter®-VINPRO-U, Schluter®-VINPRO-T, Schluter®-VINPRO-STEP, Schluter®-VINPRO-STEP-R and Schluter®-VINPRO-RO (collectively, the “Products”) will be free from manufacturing defects and will perform as described in the Schluter Systems Resilient Covering Profiles Technical Data Sheet (collectively, the “Written Materials”) for a period of five (5) years from the date of purchase when installed and used in accordance with the terms and conditions of the Written Materials and industry standard guidelines that are not in conflict with the Written Materials in effect at the time of installation.

For the purposes of this Limited Warranty, “Owner” is defined as the original end user of the property in which the Products are installed; and “Assembly” is defined to include the Products, non-reusable flooring surfaces, and applicable setting materials.

This Limited Warranty is only applicable to installations in the United States of America and Canada. Schluter Systems is not responsible or liable under any circumstances for determining the suitability of the Products for the Owner’s intended purpose. It is the responsibility of the Owner to consult with an experienced and professional installer to ensure the suitability of the Products, subfloor/substrate and all building materials in the installation and that the Written Materials are followed properly.

RESOLUTION: If the Products are installed and used in accordance with the terms and conditions as described hereinabove and such Products are proven defective within the applicable warranty term, the Owner’s exclusive remedy and the sole obligation of Schluter Systems, at its election, shall be to (a) reinstall or replace the failed portion of the Tile Assembly or (b) pay an amount not to exceed the original square foot cost of the installation of the Tile Assembly verified to be defective. Due to conditions beyond the control of Schluter Systems (e.g., color and shade availability, discontinuation, normal wear and tear), Schluter Systems cannot guarantee or warrant an exact match to the specific tile, stone, or other flooring materials used in the original installation. In such event, substantially similar materials may be substituted.

EXCLUSIONS FROM COVERAGE: This Limited Warranty excludes and in no event shall Schluter Systems have any liability for any indirect, special, incidental, punitive, exemplary, or consequential damages, including lost profits, arising out of or otherwise connected to the failure of the Products or Assembly, regardless of any strict liability or active or passive negligence of Schluter Systems, and regardless of legal theory, whether in contract, tort, extra-contractual or other. This Limited Warranty further excludes any loss or damage arising out of or otherwise connected to: acts of war, terrorism, fire, explosion, natural disaster, acts of God, any failure to comply with the Written Materials, inadequate subfloor/substrate, improper preparation or other failure of subfloor/substrate, faulty or negligent penetration of the Products or subfloor/substrate, intentional acts of destruction, structural failure, misuse of or failure to maintain the Products, normal wear and tear, scratches, dents, corrosion or discoloration (whether caused by excessive heat, chemical cleaning products, abrasive agents or otherwise), efflorescence and shading which are a natural occurrence with cementitious materials and are not considered a defective condition for the purposes of this Limited Warranty, variations of texture, color or shade from those on product samples, packaging materials or other marketing materials, or other causes unrelated to the Products (e.g. floor covering failure, excess point loading, overvoltage). This Limited Warranty excludes exterior applications and applications utilizing glass tile or other non-approved floor coverings, unless specifically approved in writing on a case by case basis by the Schluter Systems Technical Services Director.

This Limited Warranty is conditioned and will be considered null and void and Schluter Systems will have the right to refuse any claims if: (a) the Products have been improperly stored or installed, or (b) the Products are subject to abusive or abnormal use, lack of maintenance, or used in a manner other than that for which the Products were designed or in any way contrary to the Written Materials.

DISCLAIMER: : There are no warranties beyond this expressed warranty as stated herein. To the extent permitted by law, all other warranties, representations or conditions, expressed or implied, are hereby disclaimed and excluded, including but not limited to the implied warranties of **MERCHANTABILITY** or **FITNESS FOR A PARTICULAR PURPOSE** (as limited to such purposes as described in the Written Materials) or arising from a course of dealing, usage of trade or otherwise by law. ANY IMPLIED WARRANTIES ARISING BY OPERATION OF LAW ARE LIMITED IN DURATION TO THE TERM OF THIS LIMITED WARRANTY. NO REPRESENTATION, PROMISE, AFFIRMATION OR STATEMENT BY ANY EMPLOYEE OR AGENT OF SCHLUTER SYSTEMS WILL BE ENFORCEABLE AGAINST SCHLUTER SYSTEMS UNLESS IT IS SPECIFICALLY INCLUDED IN THIS LIMITED WARRANTY OR AUTHORIZED IN WRITING BY THE SCHLUTER SYSTEMS TECHNICAL SERVICES DIRECTOR. This Limited Warranty is given in lieu of any other warranty, whether expressed or implied. The remedies contained herein are the only remedies available for breach of this Limited Warranty. This Limited Warranty extends only to the Owner and is not transferable or assignable unless authorized by written agreement and signed by the Schluter Systems Technical Services Director or otherwise prohibited by specific state or provincial law. This Limited Warranty gives you specific legal rights; some states and provinces do not allow disclaimers or other restrictions of implied warranties; some of the above disclaimers may not apply to you. **No changes or modifications of any terms or conditions of this Limited Warranty are permitted unless duly authorized in writing by the Schluter Systems Technical Services Director.** This Limited Warranty shall supersede and replace any and all prior oral or written warranties, agreements, or other representations made by or on behalf of Schluter Systems relative to the Products or the application of the Products and shall apply to any installation occurring on or after July 1, 2019. If the Products are used in conjunction with other Schluter products, a different Schluter warranty may apply. For the most current information and materials regarding Schluter Systems warranties and programs, please visit https://www.schluter.com/schluter-us/en_US/downloadfiles.

MAKING A CLAIM: To make a claim under this Limited Warranty, the Owner must provide Schluter Systems² with written notice within thirty (30) days of any alleged defect in the Products covered by this Limited Warranty, together with date and proof of purchase of such Products and/or all of its components and name and address of all installers and all invoices related to the original installation, failing which this Limited Warranty shall have no legal effect³. Schluter Systems reserves the right at its election and as a condition of this Limited Warranty to inspect the alleged failed and/or defective Products.

All U.S. Claims shall be sent to:

Schluter Systems L.P.
Attn: Warranty Claims Dept.
194 Pleasant Ridge Road
Plattsburgh, NY 12901-5841

All Canadian Claims shall be sent to:

Schluter Systems (Canada), Inc.
Attn: Warranty Claims Dept.
21100 chemin Ste-Marie
Ste-Anne-de-Bellevue, QC H9X 3Y8

¹ If there are any conflicting terms between any Written Materials, the most recently updated document shall be deemed to control.

² This Limited Warranty is limited to sales of the Products made in and intended for use in the United States and Canada. For the purposes of this Limited Warranty, Schluter Systems L.P. shall offer warranty coverage to Owners located in the United States, and Schluter Systems (Canada) Inc. shall offer warranty coverage to Owners located in Canada.

³ In the event that Owner fails to provide such required invoices relating to the original installation, Schluter Systems shall pay Owner an amount equal to the average, reasonable costs of a comparable installation. If the parties fail to agree on such amount, such dispute shall promptly, and in the first instance, be submitted: (a) if a U.S. claim, to arbitration in Clinton County, New York, in accordance with the rules of the American Arbitration Association, or (b) if a Canadian claim, in the Province of Quebec, Canada, in accordance with the ADRI Arbitration Rules. Any outcome of such arbitration proceeding shall be final and binding upon the parties hereto.

